

Counting light barriers**RAZL 6**

customer counting
device for:

- furniture stores
- department stores
- exhibitions
- museums
- retail shops etc...

no longer

Provides reliable evaluation of your visitor numbers

!available!

One directional bidirectional detection

Integrated digital sum counter

Easy adjustment

Reset by key switch



DIN EN ISO 9001
Reg.Nr. 96007



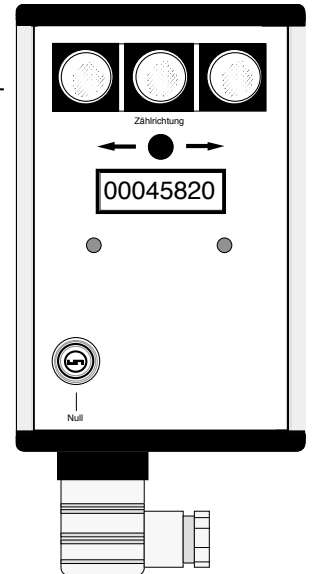
Application : The direction-controlled counting light barrier **RAZL/6** is used for counting persons visiting., p.e. :
 - department stores - museums - exhibitions - travel agencies - all kinds of retail shops etc.

The counting barriers and their reflectors are installed at entrances or in passageways. Frequencies of customer visits will be made clearer, therefore leading to:

- **better staff development**
- **simple evaluation of response to advertisement activities**
- **greater efficiency in product placement or placement of exhibits**

further applications:

- **traffic census**
- **counting and time-related evaluation of objects inside flow of material and production**

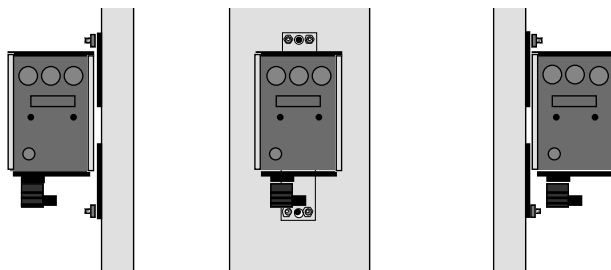


Function : The housing holds 2 light barriers and one 8-digit LCD display with reset by key switch.

Counting direction is selectable via a slider switch. This switch can be shifted after having removed a rubber stopper from the front panel.

The LEDs on the front panel show the current state of the light barriers. If the light beams are completely interrupted, both LEDs will light up. If the key switch is turned, or if power supply is cut off, the counter contents of the memory is deleted. If the light barrier is turned on again, the counter will start again at "Zero". Regular maximum detection range of the counting barrier and its reflector is 6 meters. Minimum distance between transmitter and reflector is 0,8 meters.

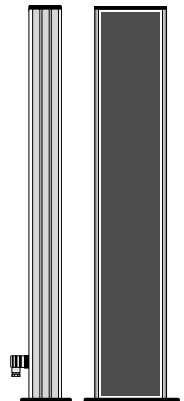
Mounting : Sliding tenon blocks and mounting brackets provide easy and flexible mounting of the units on all three sides of the housing.



Mounting columns:

As option, for all RAZL types there are mounting columns available.

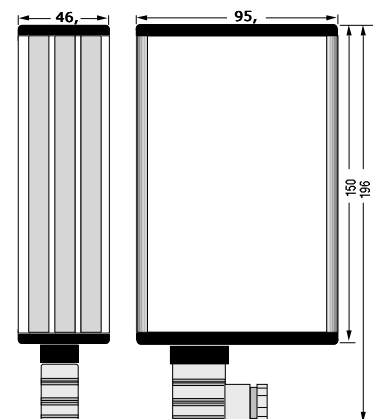
Height: 1,3 meters.



Standard and special types:

- RAZL/6, ZL/6 (no definition of counting direction)
- Relay or Transistor(PNP) outputs
- supply voltage 230V AC (only with Relay) or 24V DC
- special types with 2 Relay or 2 Transistor outputs.

Dimensions :



Mounting directions:

The fastening brackets are designed for fixing and adjustment of the counting unit and are included in the standard delivery. Together with the tenon blocks, the brackets provide a universal fastening. After having mounted the counting unit at the desired place, the reflector must be placed in the same height, right opposite to the counting unit. For a reliable function, the beams from the optics of the counting unit must hit the reflector right in its center. For realizing this, a fine adjustment is necessary. With the help of the enclosed lock nuts, the counting unit can be swiveled.

RAZL/6:

In order to assure a reliable counting, the direction-controlled light barrier must be swiveled in a way that both light sensors dispose of a sufficient reserve. This is verified by the blanking of the reflector from all directions, until the light sensors are interrupted. The LEDs display the current state of the light barriers. When blanking the reflector, the sequence of the flashing / darkening LEDs must be closely observed. If blanking is carried out from the left to the right side of the reflector, the left LED must light up prior to the LED at the right. If, however, the right LED lights up prior to the left one, the counter must be swiveled slightly to the left. The same procedure applies viceversa to the blanking from the right hand side.

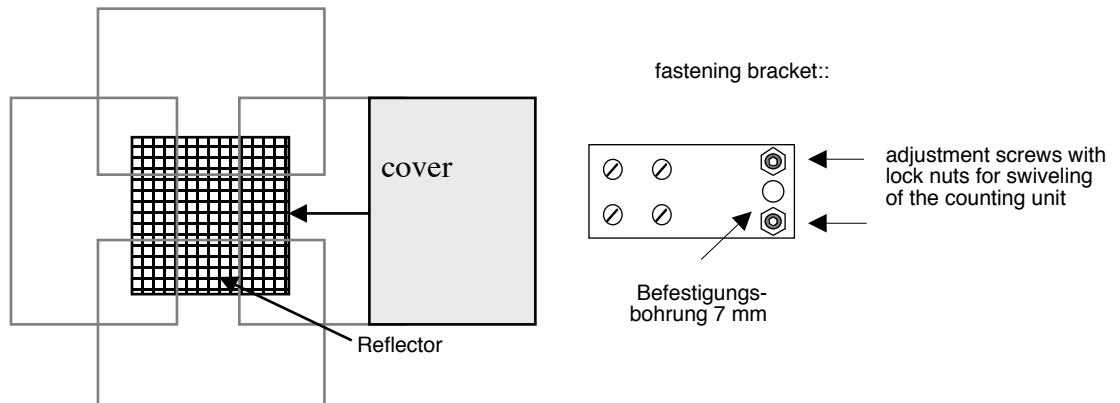
ZL/6:

Same as the direction controlled counting unit, it must be adjusted according to the position of the reflector. By blanking of the reflector from all sides it can be verified if the counting unit disposes of sufficient reserve.

General:

If there is enough room at the reflector's side, the exact mounting of the reflector can also be realized by changing of the reflector position. If the adjustment of the reflector is done correctly, and if the reflector is located at the right position, the fine adjustment of the counting unit is no more necessary.

The distance between the counting unit and the reflector (standard types) must never fall below the minimum distance between counting unit and reflector of 0,8 meters. The maximum detection range of the standard counting barrier is 6 meters. When using a counter memory: if the power supply is cut off for more than 26 hours, the count memory may display an erratic value. This can be erased by turning the key switch.



Connection :

RAZL/6, ZL/6
3 core

1: L1 230V AC
2: N
3: --
PE



RAZL/6 R,RZ
7 core

1: L1 230V AC
2: N
3: --
4:
5:
6: --
PE

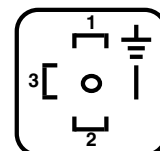


RAZL/6 TP
7 core

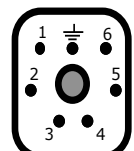
1: L1 230V AC
2: N
3: --
4: output pnp
5: 0V (-)
6: --
PE



3 core

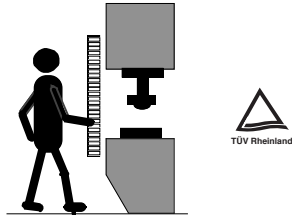


7 core

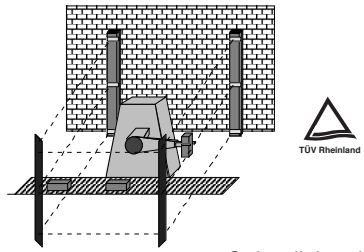


Delivery program

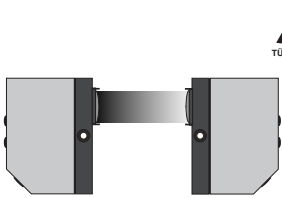
Fiessler Elektronik
 Kastellstr. 9 D-73734 Esslingen
 Telefon: 0711 / 91 96 97-0
 Telefax: 0711 / 91 96 97-50
 WWW.fiessler.de
 E-Mail: info@fiessler.de



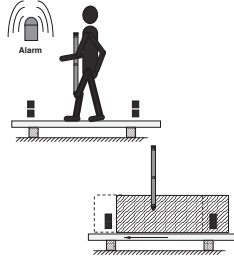
Safety light curtain



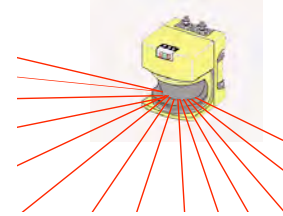
Safety light grid



Single safety light beam



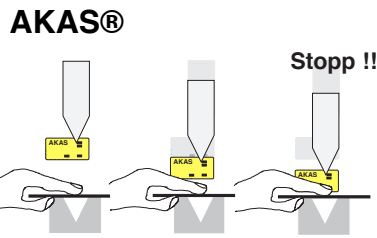
Safety light grid with muting function



Proximity scanner



Safety mats



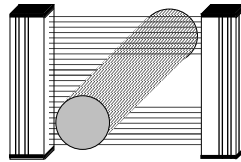
Press brake safety system



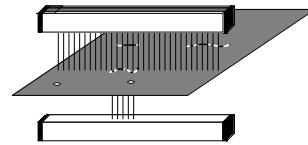
Safety foot pedal



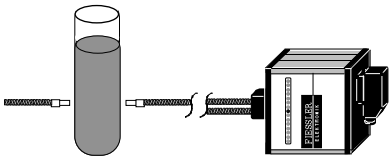
Safety PLC
 Safety controllers



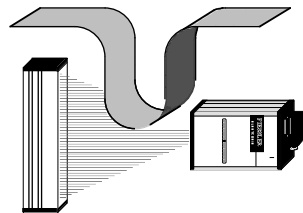
Measuring and controlling light curtains



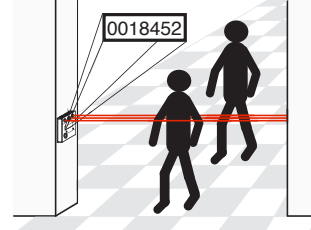
Hole detectors



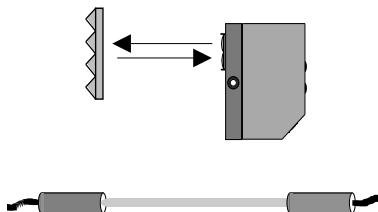
Turbidity sensors



Analogue loop sensors



Counting light barriers



Light barriers for general purposes



Your application