

The safety foot pedal FE-FS2-U1/SU1ASDU1-U-RD use safety switches.

The left foot pedal have two positions (free position and pressed down position). It may e.g. be used for the selection of AKAS® Box bending function or opening of a press. The right foot pedal have 3 positions, with a pressure point, to control dangerous movements (for instance get down of a press brake ect...). It has 2 working contacts ( 1NC+1NO) to drive the movement and one safety switch (1 positive opening NC contact + 1NO) to stop the movement. Pressing the foot pedal, till the pressure point, allows the changeover of the 2 working contacts. Once the pressure point is got over, the 2 working contacts return to their first position and the positive opening safety contact is activated in order to initiate immediately the dangerous movement. Thus a redundant information for the safety circuit is available. A restart of the machine is only possible after releasing the foot switch.

#### Left pedal:

#### Right pedal:

#### Switching diagram:

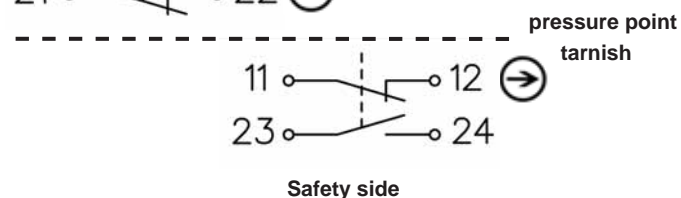
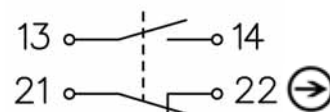
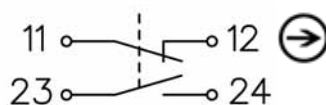
	free position	pressed down
23-24		
11-12		

Contact closed   
 Contact open

	free position	pressure point	pressed down
13-14			
21-22			
11-12			
23-24			

Contact closed   
 Contact open

#### Switching elements:



Execution	2 aluminum foot pedal heavy version free standing on slip elastic feet
Operating voltage	max. 500 VAC, 40-60Hz
Switching current	max. 10 A
Operations	min. 10 Mio.
Contact Material	Silver
Connection type	Screwterminal
Electrical connection	0,5-1,5 mm <sup>2</sup>
Cable entry	1x M20x1,5 (middle), 2x PG13,5
Switching insert	Left pedal: 1 changeover contact, positive opening Right pedal: 1 changeover contact, positive opening with tarnish after pressure point, 1 changeover contact, positive opening
Switching function	Right pedal: sequential circuit with pressure point
Pressure point	Right pedal: 200 N operating force
Switching system	Left pedal: Creep mechanism Right pedal: Jump-/ creep mechanism
Housing	Die cast aluminum, powder-coated RAL 7021 (dark gray)
Pedal	Thermoplastic fiberglass reinforced PA6.6 black
Accident cover	Die cast aluminum, powder-coated
Attachment	For mounting of the footpedal in the housing bottom (pedal area) are provided 2xØ4,5 and 2xØ6,5 holes (see drawing)
Protection type	IP65 to IEC/EN 60529
Operating temperature	-30°C to +80°C
Regulations	IEC/EN 60204 IEC/EN 60947-5-1
Order code	FE-FS2-U1/SU1ASDU1-U-xx (xx = RD = cover firered RAL 3000 )